

PRODUCT SHEET



LENGTH	1700 MM
WIDTH	600 MM
HEIGHT	400 MM
OVERALL HEIGHT	560 MM

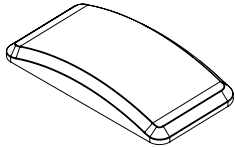
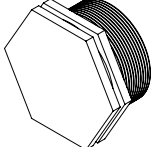
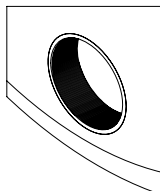

**PRODUCT CODE:
POLNCL200**

200L CENTRELINE TROUGH

FEATURES

- Water available to livestock on both sides of fence
- Float in the middle
- 1" float valve
- Raised float cover (allows trough to fill easily)
- Heavy duty construction (built to last)
- Manufactured from proven UV stabilised Australian standard material (tested in the field for over 25 years)
- Smooth internal surface for easy cleaning
- Designed for easy transportation and use

FREE INCLUSIONS

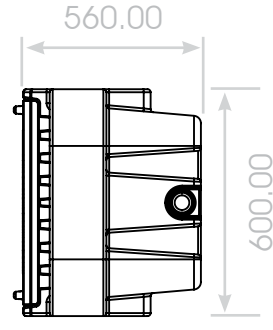
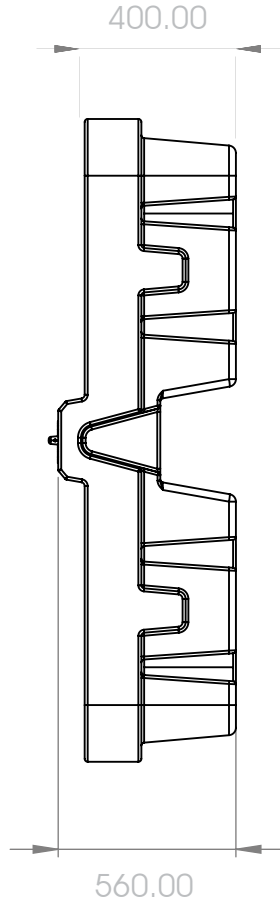
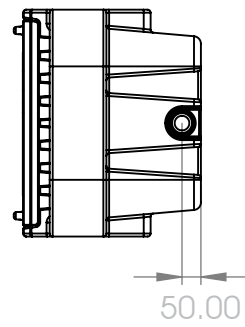

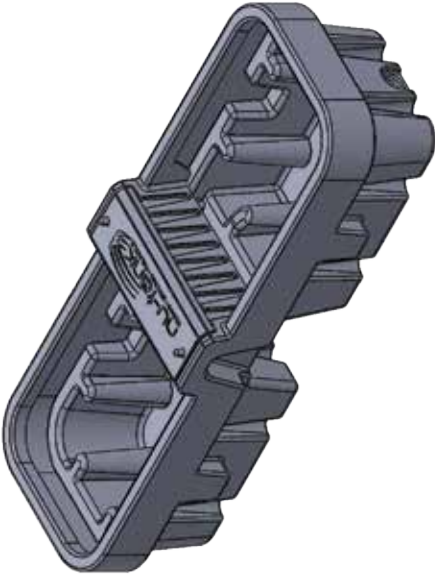
<p>Float Cover</p> 	<p>2" Drain Bung</p> 
<p>Moulded-in 2" Brass Outlet</p> 	<p>1" Float Valve</p> 

*Inclusions may change without notice, check with sales prior to ordering

COLOURS AVAILABLE



NB: Colours may vary due to screen and printer calibrations.



Details

Manufacturer's Name	Nu-Tank Pty Ltd
Tank Capacity	200 Litres
Maximum Specific Gravity	1.0
Maximum Design Service Temperature	23°C
Standard	AS/NZS 4766



PRODUCT CODE:

POLNCL200

DESCRIPTION:

200L LONG CENTRELINE TROUGH